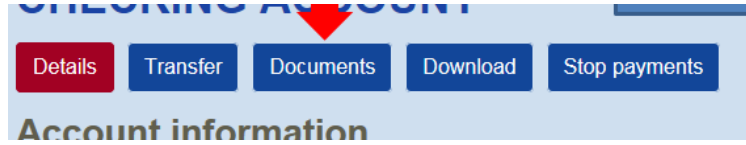
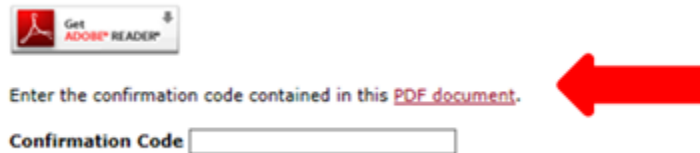


To Sign up for eStatements just follow these instructions

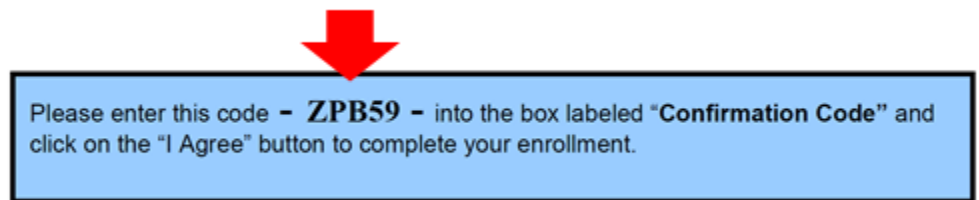
1. Login to Internet Banking at www.myunionfederal.com
2. Select an account where you want to receive eStatements
3. Select the Documents tab



4. Select the PDF document link as shown below.



5. A unique code will be provided within the PDF document



6. Copy and Paste your unique Code into the Confirmation code and Click I Agree



7. Select the accounts you want eStatements on and click Next



8. Verify and click Enroll

Congratulations! You are now enrolled in eStatements!

Please note, once you enroll in eStatements you will no longer receive paper statements in the mail